



CARPET CARE SYSTEM

Heavy Duty Prespray Plus

Triple-action formula for every carpet cleaning need, including: prespray, bonnet buff, and extraction cleaner. Unique polymer-enhanced formula provides extra protection to prevent resoiling.



Available in RTD[®] Dispensers

All of the no-hassle benefits available with RTD[®] dispensers.

Effective

Cleans tough soils in heavy traffic areas. Carpets stay cleaner longer due to exclusive soil barriers that help resist resoiling.

Safe

pH neutral. Use on all carpets. Tested by Shaw Industries. Approved for use on Collins & Aikman carpet.

Pleasant Fragrance

Fruity-fresh fragrance.




Green Seal Certified

This product meets Green Seal's environmental standard for industrial and institutional cleaners.



Heavy Duty Prespray Plus

Profile

WHAT IS IT?	A unique formula that can be used for prespraying, bonnet buffing, and extraction cleaning.
WHAT DO I USE IT ON?	Safe for advanced generation and wool carpets when used according to label directions.
HOW DO I USE IT?	<p>DIRECTIONS FOR USE: See RTD® Dispensing System Operating Instructions enclosed in each case. Always vacuum carpet to remove loose soil and pre-spot carpet prior to cleaning. For Prespray Cleaning: 1. Using RTD® dispenser, turn dial to  (1:40) and fill pump up sprayer. 2. Spray carpet completely, paying particular attention to traffic lane. 3. Allow 5-10 minutes for product to completely loosen soils. 4. Agitate carpet with extractor brush, shampoo brush, carpet rake or bonnet*. 5. Thoroughly extract carpet with diluted Extraction Rinse or luke warm water. (Use Liquid Defoamer in recovery tank as needed.) 6. Allow carpet to dry. For Bonnet Cleaning: 1. Using RTD® dispenser, turn dial to  (1:40) and fill pump up sprayer. 2. Pre-spray solution on carpet. 3. Clean with dry or lightly sprayed bonnet under rotary floor machine using circular motion. For bonnet scrubbing, soak bonnet in bucket of Heavy Duty Prespray Plus and wring out thoroughly before cleaning. 4. When bonnet becomes dirty, turn over and continue. When both sides are soiled, replace with a clean bonnet and continue. For bonnet scrubbing, clean bonnet by pre-soaking in solution. 5. Groom carpet with clean carpet rake or stiff synthetic broom. Allow to dry. For Extraction Cleaning: 1. Using RTD® dispenser, turn dial to  (1:320) and fill up extraction cleaning machine. 2. Thoroughly extract carpet. (Use Liquid Defoamer in recovery tank as needed.) 3. Allow carpet to dry.</p>
PRECAUTIONS	If being used for the first time, test for colorfastness in an inconspicuous area before use.

Specifications

	Prespray/Bonnet Buff	Extraction Cleaner
Use Dilution:	1:40	1:320
pH: Concentrated:	8.2	8.2
Diluted:	7.8	7.5
Color/Form:	Pale Yellow, liquid	Pale Yellow, liquid
Fragrance:	Fruity-Fresh	Fruity-Fresh
Flash Point:	None	None
Shelf Life:	2 years	2 years

HMIS Hazard Ratings:

Health	2	2
Flammability	0	0
Reactivity	0	0

Use Solutions:

Health	1	1
Flammability	0	0
Reactivity	0	0

RTD® Dilution Icons



1:40 – • Prespray
• Bonnet Buff



1:320 – • Extraction Cleaner

Packaging

PACK / SIZE	PRODUCT CODE
2/1.5L RTD® Units	3515034



Safety Reminder

Please make sure your employees read and understand the product label and Material Safety Data Sheet before using this product. The label contains directions for use, and both the label and MSDS contain hazard warnings, precautionary statements and first aid procedures. MSDS's are available on-line at www.johnsondiversey.com or by calling 1-888-352-2249.

Johnson wax
PROFESSIONAL

FOR COMMERCIAL & INDUSTRIAL USE ONLY

© 2005 JohnsonDiversey, Inc. Sturtevant, WI 53177-0902. All Rights Reserved.

For further information on special applications or other Johnson Wax Professional products, contact your JohnsonDiversey representative, call us at 1-800-558-2332 or visit our web-site at www.johnsondiversey.com